




Do Humanities Titles Get Used in the Digital World?

Krzysztof Murawski, ProQuest

- Humanities & the future
- Electronic format effect?
- The truth - do they get used?
- Real statistics prove it!
- Why should we care?
- What does this mean for your library?



- Fiction and nonfiction yet to be written
- Independent films yet to be produced
- Threat of stem programs
- Research
- Core curriculum in arts humanities
- Users' preferences



Curl up with a good e-book lately?

What's the problem with e-humanities?

Rumor has it.....

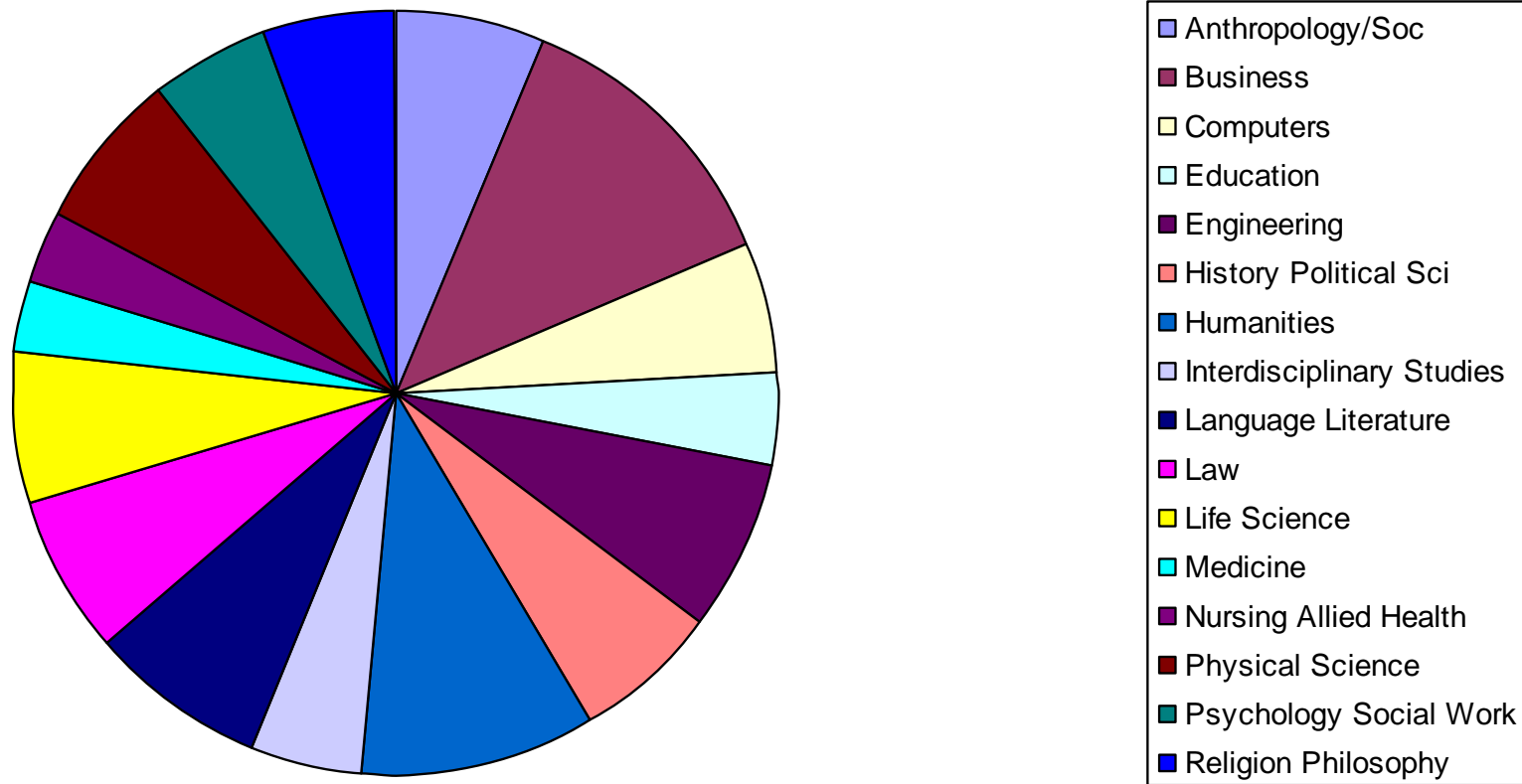


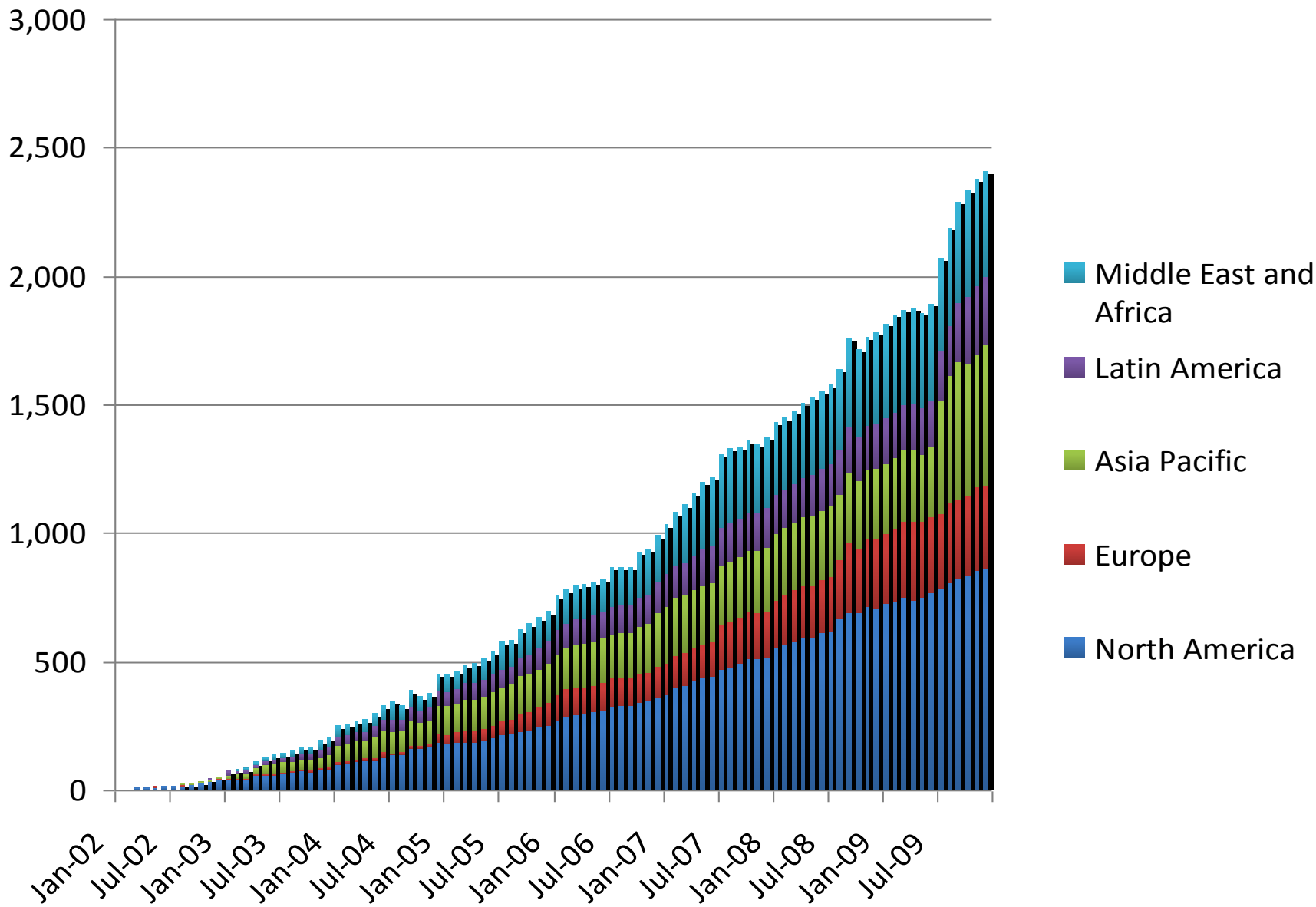
Humanities are mostly read for leisure.

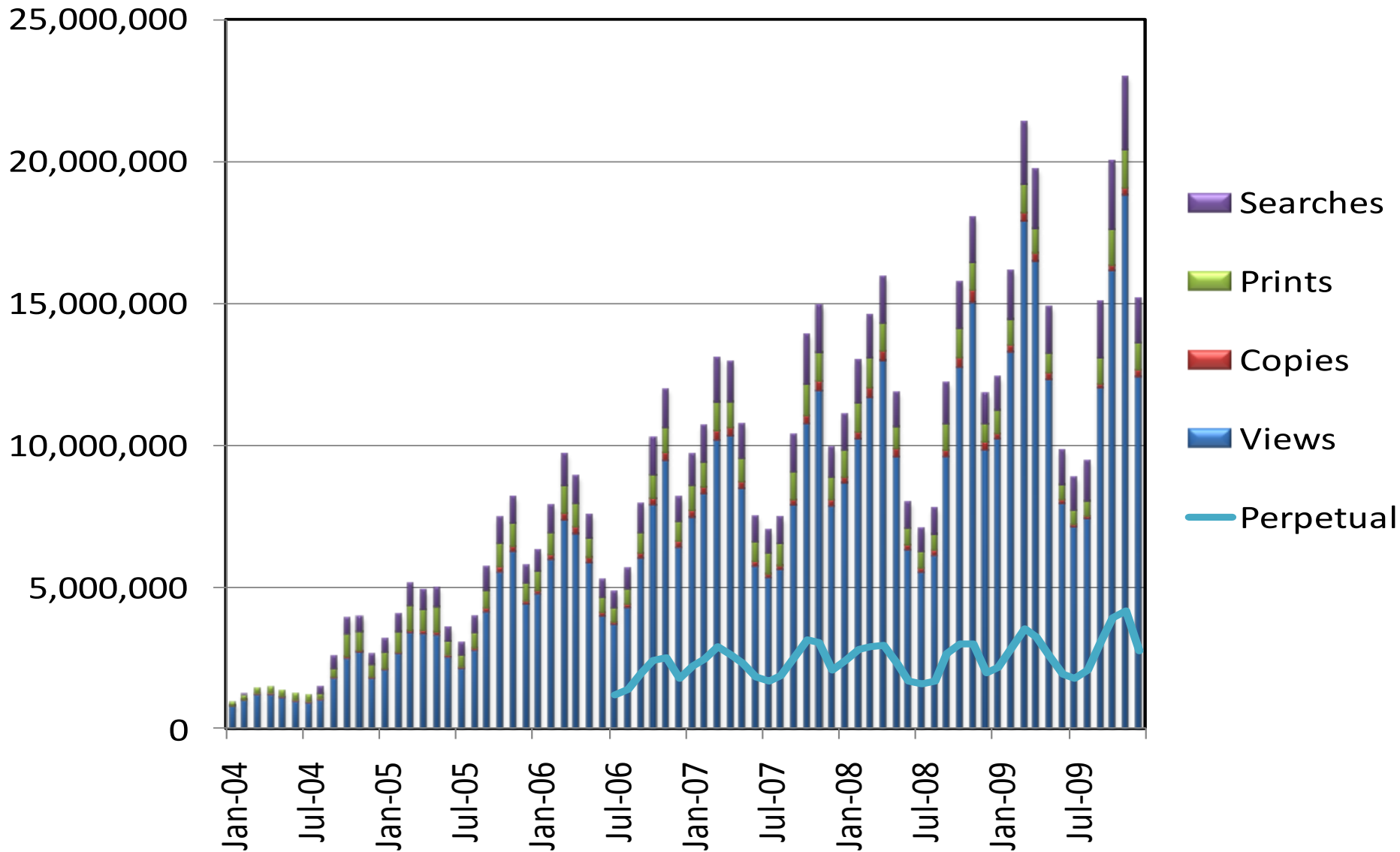
Humanities are “touchy,” “feely” books.

One cannot immerse themselves an e-book.

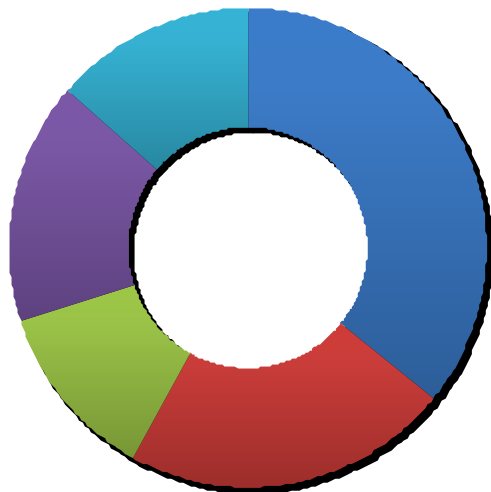
- Over 232,100 perpetual access titles
- Over 52,100 academic subscription titles





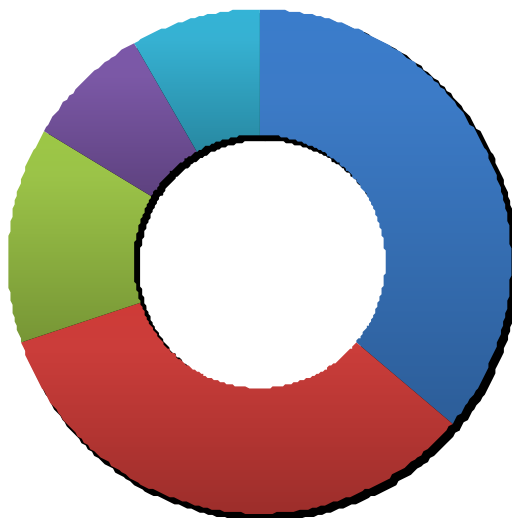


Active Customers



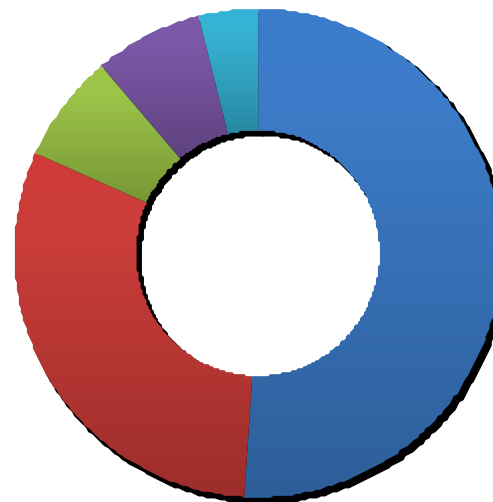
3000

End-users



17Million

Views, Copies, Prints



25Million

- North America
- Europe
- Asia Pacific
- Latin America
- Middle East and Africa

Annual e-book usage statistics from 24 U.S. institutions.

4 Academic Research Universities - average FTE 27,700

4 Academic Universities (non ARL)- average FTE 25,200

4 Academic Universities - average FTE 14,820

4 Community/Career Colleges - average FTE 15,200

4 Community Colleges - average FTE 6,700

4 Community/Career Colleges - average FTE 3,800

2007

Average Library Type	FTE	2007 Total Number of Titles Viewed	2007 Total Humanities Titles Viewed	2007 %Percentage of Humanities
Large Academic Research Library	27,700	29,800	8,420	28.26%
Large Academic Library	25,200	15,011	3,318	22.10%
Medium Size Academic Library	14,820	9,512	1,618	17.01%
Medium Size Career College	15,200	5,990	740	12.35%
Small Academic College	6,700	3,780	610	16.14%
Small Career College	3,800	2,201	345	15.67%

2008

Average Library Type	FTE	2008 Total Number of Titles Viewed	2008 Total Humanities Titles Viewed	2008 %Percentage of Humanities
Large Academic Research Library	27,700	32,800	10,230	31.19%
Large Academic Library	25,200	15,902	3,970	24.97%
Medium Size Academic Library	14,820	9,630	1,811	18.81%
Medium Size Career College	15,200	6,101	898	14.72%
Small Academic College	6,700	3,990	781	19.57%
Small Career College	3,800	2,340	399	17.05%

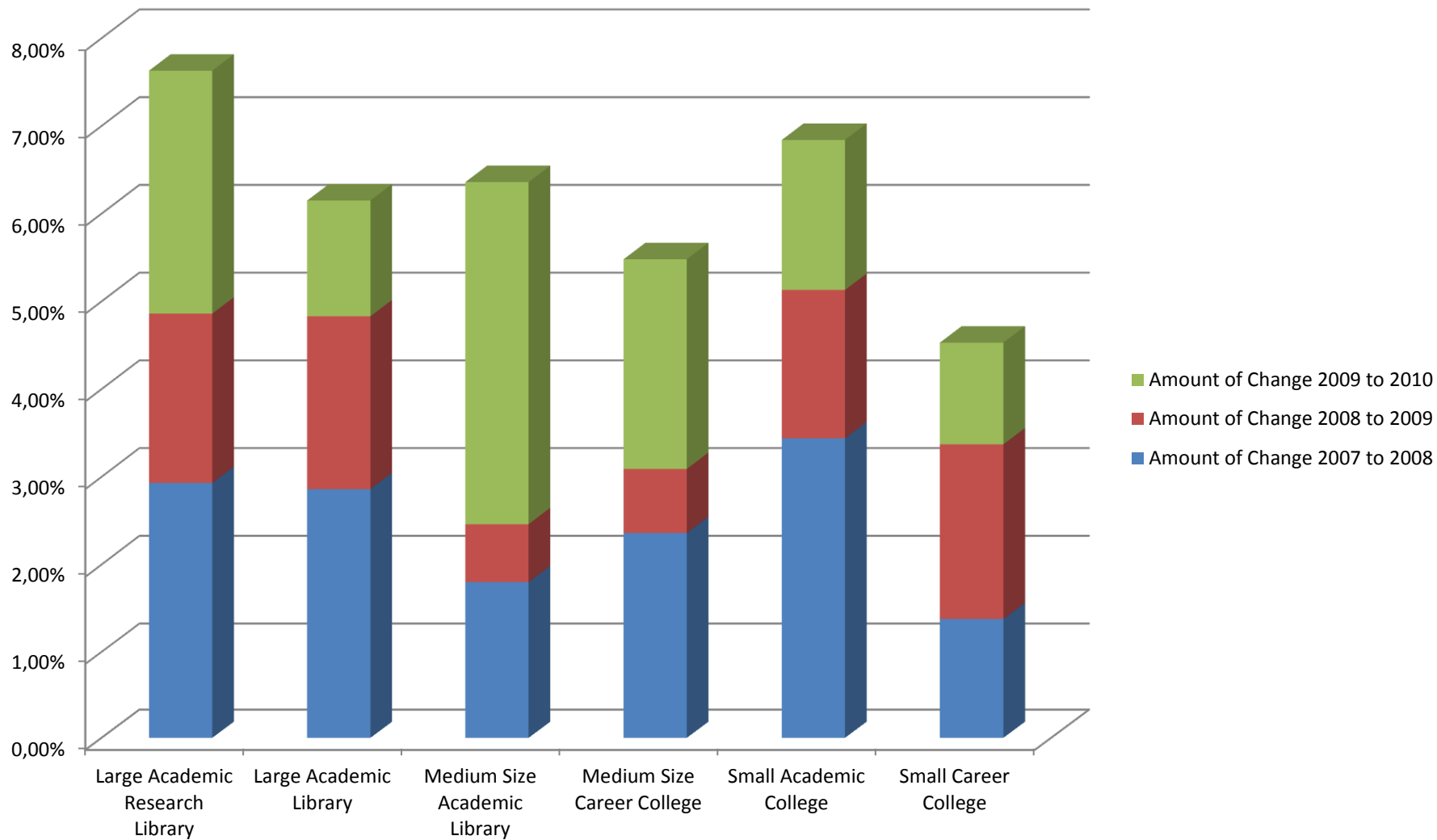
2009

Average Library Type	FTE	2009 Total Number of Titles Viewed	2009 Total Humanities Titles Viewed	2009 %Percentage of humanities
Large Academic Research Library	27,700	36,988	12,250	33.12%
Large Academic Library	25,200	18,360	5,018	26.94%
Medium Size Academic Library	14,820	9,876	1,922	19.46%
Medium Size Career College	15,200	6,990	1,080	15.45%
Small Academic College	6,700	4,420	940	21.27%
Small Career College	3,800	2,788	531	19.05%

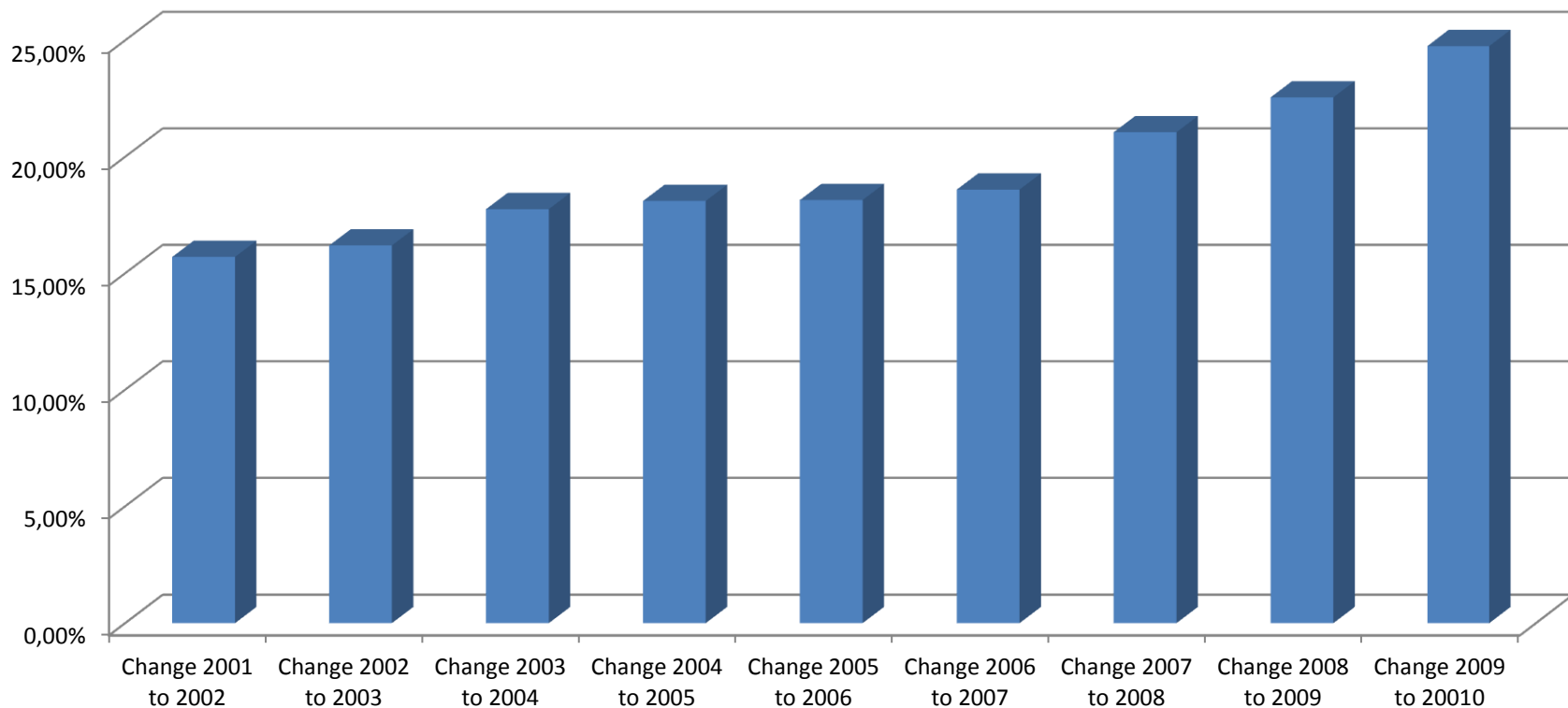
2010

Average Library Type	FTE	2010 Total Number of Titles Viewed	2010 Total Humanities Titles Viewed	2010 %Percentage
Large Academic Research Library	27,700	39,654	14,230	35.89%
Large Academic Library	25,200	23,122	6,532	28.25%
Medium Size Academic Library	14,820	12,728	2,973	23.36%
Medium Size Career College	15,200	7,280	1,299	17.84%
Small Academic College	6,700	5,180	1,190	22.97%
Small Career College	3,800	3,123	631	20.20%

Statistics



The percentage e-humanities titles use has increased over the past 10 years 17% to 23%





Increased Use of Humanities eBooks

4 Year Growth

	2007 To 2008	2008 to 2009	2009 to 2010	2007 to 2010
ARL 27,700 FTE	2.93%	1.93%	2.77%	7.63%
Academic 25,200 FTE	2.86%	1.97%	1.32%	6.15%
Academic 14, 820 FTE	1.80%	0.66%	3.90%	6.35%
Career College FTE 15,200	2.36%	0.73%	2.39%	5.49%
Academic FTE 6,700	3.44%	1.69%	1.71%	6.84%
Career College FTE 3,800	1.38%	1.99%	1.16%	4.53%

1. Patron-driven acquisitions will lead to 'acquisition anarchy'
2. People do not like reading or working on computer screens.
3. Patrons studying humanities and social sciences do not prefer or utilize e-books.

Rank	BISAC	Interactions
1	BUSINESS & ECONOMICS	17,878,807
2	COMPUTERS	8,614,926
3	SOCIAL SCIENCE	6,441,631
4	SCIENCE	5,636,027
5	POLITICAL SCIENCE	5,500,011
6	MEDICAL	5,473,552
7	TECHNOLOGY	5,085,475
8	HISTORY	4,781,568
9	EDUCATION	4,624,080
10	STUDY AIDS	4,353,403
11	PSYCHOLOGY	3,831,291
12	LANGUAGE ARTS & DISCIPLINES	3,265,183
13	MATHEMATICS	2,339,238
14	PHILOSOPHY	2,201,128
15	LITERARY CRITICISM	1,898,293



Rank	BISAC	Interactions	Increase
1	BUSINESS & ECONOMICS	29,048,527	62%
2	SOCIAL SCIENCE	15,144,365	76%
3	STUDY AIDS	12,303,407	91%
4	POLITICAL SCIENCE	11,755,748	109%
5	HISTORY	10,869,925	98%
6	MEDICAL	10,703,250	96%
7	EDUCATION	10,691,454	110%
8	PSYCHOLOGY	9,380,879	96%
9	COMPUTERS	8,938,855	93%
10	SCIENCE	7,611,591	75%
11	TECHNOLOGY	7,490,295	96%
12	LANGUAGE ARTS & DISCIPLINES	5,994,816	84%
13	LITERARY CRITICISM	4,883,428	109%
14	PHILOSOPHY	3,704,234	68%
15	RELIGION	3,118,496	64%





ebrary currently hosts **438,058** documents with **7,768** added in the past 30 days.

[Request Trial or Info](#)

Academic
Browse: ▾

Corporate
Browse: ▾

Government
Browse: ▾

Public
Browse: ▾

High School
Browse: ▾

Publishers
[Learn more...](#)

E-books Your Way

ebrary offers libraries a wide variety of flexible models for acquiring e-books from leading publishers.

- Subscribe to affordable databases with continued growth and unlimited access
- Purchase individual titles and Starter Packs™
- Ensure titles get used with Patron Driven Acquisition

Research Their Way

We are dedicated to developing the technology researchers need to be more efficient and productive.

- Available any time through any web-enabled device including the iPad
- Contextual linking across multiple online resources with InfoTools™
- Personal bookshelves that can be shared

What's New:



ebrary Announces New German Language E-books, User Interface, and Publishing Partners (PDF)

» More news...

Topics of the Week:

Biological Diversity

